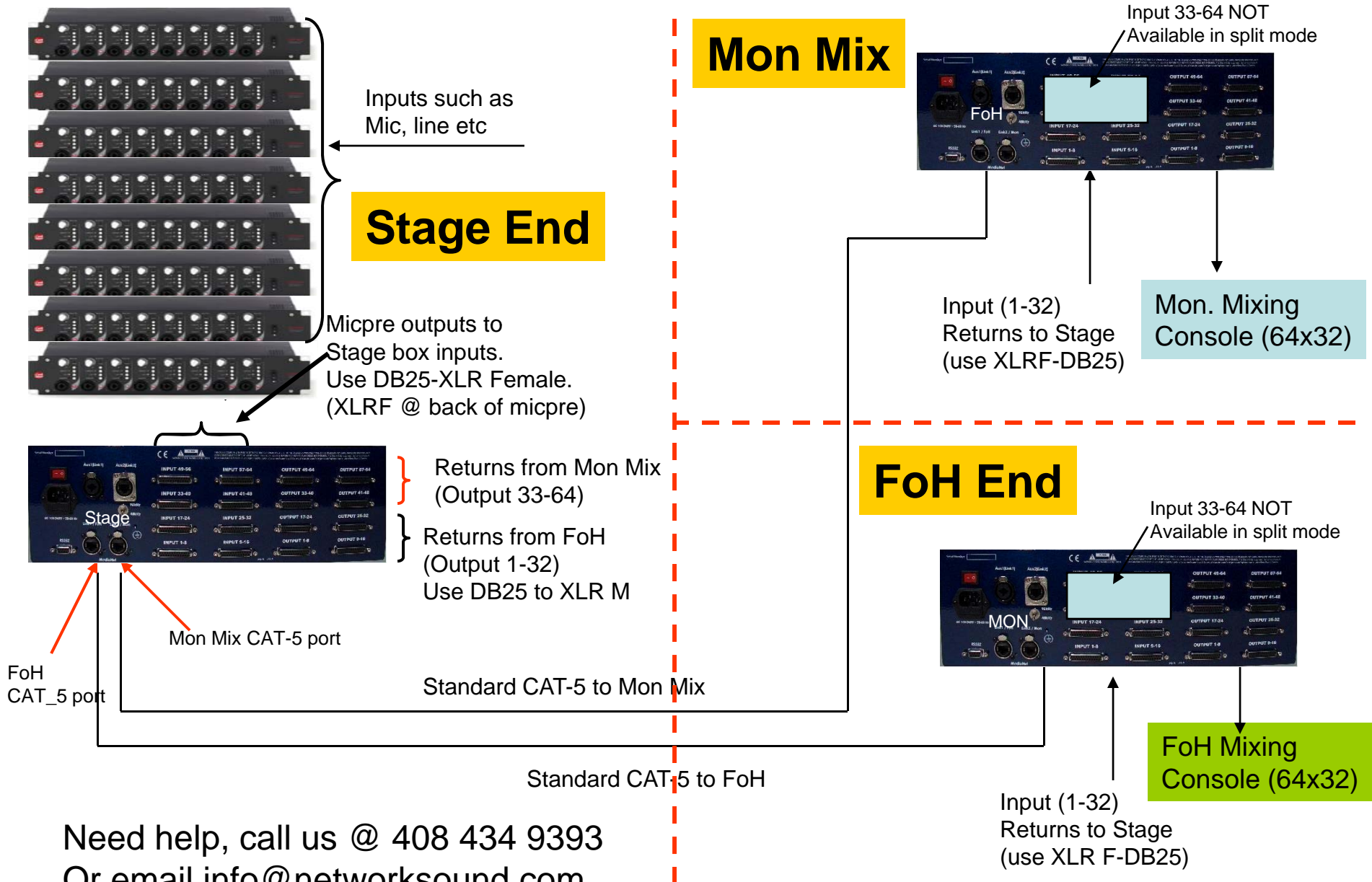


64x32x32 Split Mamba Quick Setup Guide



Need help, call us @ 408 434 9393
 Or email info@networksound.com

Mic inputs (64 ch) Stage End Setup



Connect DB25 to XLR F
XLR F End



(Above picture shows setup for 1 micpre. EP84 ch 1-8 to Input 1-8 on Mamba stage box. Pls repeat the same all 8 EP84s)

Stage End

1. Place EP84 and stage box at Stage end
2. Stage box is ID on back of the box
3. Connect CAT-5 as shown in diagram. CAT-5 to FoH should be connected to Link1/FoH and CAT-5 to Mon Mix should be Link2 / Mon port
4. Connect DB25 to **XLR F** cables from EP84 outputs (back side) to channel 1-64 Inputs DB25s on stage box. Pls make sure Ch1 of XLR F to Ch 1 on EP84
5. Connect DB25 to XLR Male from **Ch 1-32 output at the stage box for FoH Returns**
6. Connect DB25 to XLR Male from **Ch 33-64 at the stage box for Mon Mix Returns**
7. Connect Microphones and other inputs to EP84 inputs (front side – XLR/TRS combo)
8. Connect power to Stage box and PR8Es
9. Switch all power ON (EP84s and Mamba stage box)
10. Adjust the gain on the micpre to have good sound (gain could be low since A/D is done at the Stage end)
11. Need some fine tuning based on your and setup at the Mixing consoles

Stage Box Front:

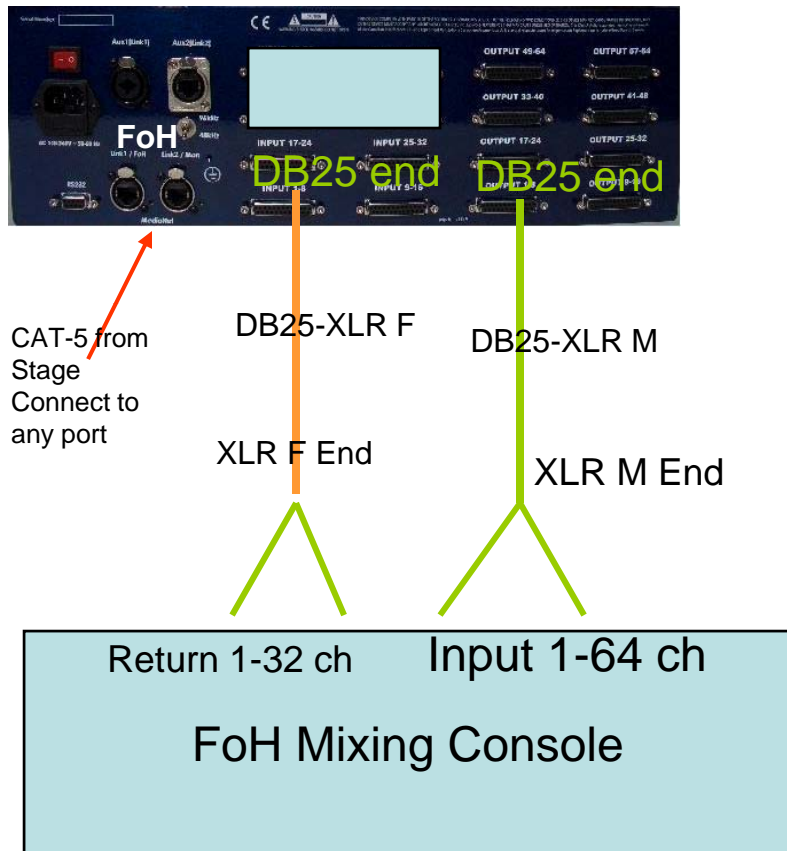
Power (RED) should be ON

If Link1/FoH to FoH is active (both side power) then ON

If Link2/Mon to Mon is active (both side power) then ON

Sync if boxes are in SYNC. **MUST ON FOR SHOW**

FoH End Setup



FoH End

- Place the FoH box (ID on back) near FoH mixer
- Connect CAT-5 from Stage box to any port (Link 1 or link 2). It will work on either.
- Use DB25 to XLR Male cables to connect all 64 outputs from FoH to your FoH mixer
- Please connect to Line Level Input on mixer if you have them or connect to Inputs
- The signal coming to your mixer now is line level (micpre at the stage). So, please setup the option as Line input (not mic input)
- Use DB25 to XLR Female to connect 1-32 returns from mixer to FoH inputs 1-32
- Connect power cord and power ON the unit

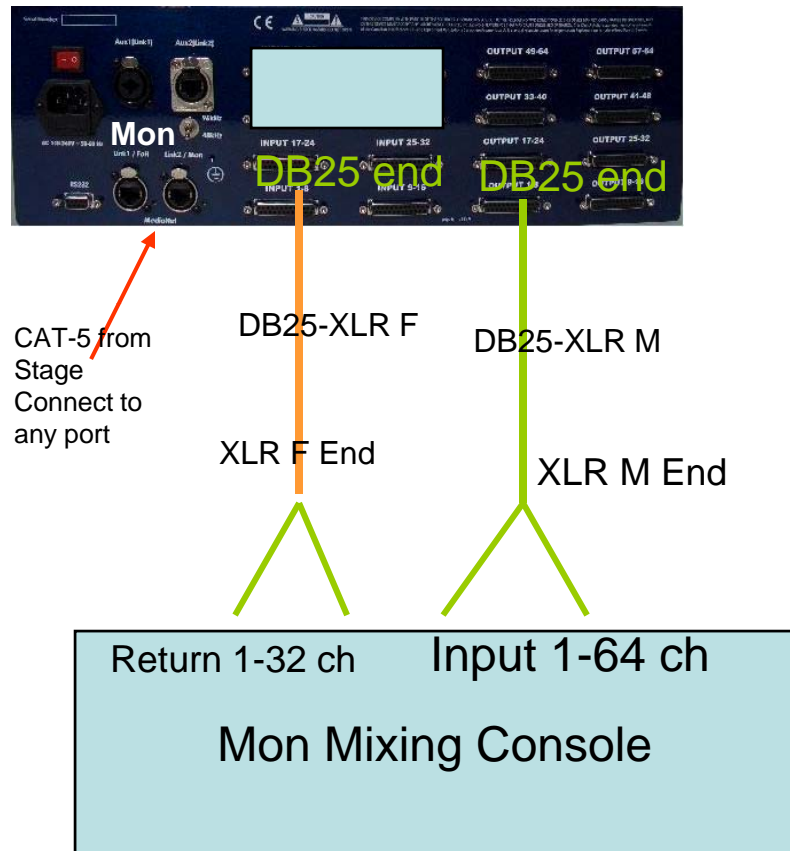
FoH Mamba Box Front:

Power (RED) should be ON

Link1 or Link2 Should be ON if CAT-5 & Power ON both ends

Sync if boxes are in SYNC. MUST ON FOR SHOW

Mon Mix End Setup



Mon Mix End

- Place the Mon Mix box (ID on back) near Mon mixer
- Connect CAT-5 from Stage box to any port (Link 1 or link 2). It will work on either.
- Use DB25 to XLR Male cables to connect all 64 outputs to your Mon mixer
- Please connect to Line Level Input on mixer if you have them or connect to Inputs
- The signal coming to your mixer now is line level (micpre at the stage). So, please setup the option as Line input (not mic input). Disable any micpre gain.
- Use DB25 to XLR Female to connect 1-32 returns from mixer to inputs 1-32
- Connect power cord and power ON the unit

Mon Mix Mamba Box Front:

Power (RED) should be ON
Link1 or Link2 Should be ON if CAT-5 & Power ON both ends
Sync if boxes are in SYNC. MUST ON FOR SHOW